

Scaled data based on original data using  
LM-79-08 Approved Method: Electrical and Photometric Measurements of Solid-  
State Lighting Products

Test Report Prepared for  
Cooper Lighting Solutions  
(formerly Eaton)

Brand: McGRAW-EDISON

Report Number: P385615

Luminaire Tested: **GWC-SA1A-830-U-T3**

Issue Date: 3/3/2020

**Test Information**

Test Method: LM-79-08  
Report Number: P385615  
TEST IS SCALED FROM IESNA LM-79-08 TEST DATA (G2-1903-205-14)  
Test Lab: INNOVATION CENTER  
Issue Date: 3/3/2020  
Manufacturer: COOPER LIGHTING SOLUTIONS (FORMERLY EATON)  
Product Line: MCGRAW-EDISON  
Catalog Number: GWC-SA1A-830-U-T3  
Description: GALLEON WALL LUMINAIRE  
(1) 80 CRI, 3000K, 615mA LIGHTSQUARE WITH 16 LEDS AND TYPE III OPTICS  
Light Source: -  
Ballast/Driver: ELECTRONIC DRIVER

**Summary**

Lumens per Lamp: N/A  
Luminaire Lumens: 3956 lumens  
Efficiency: N/A  
Efficacy: 116.4 lumens/watt  
Luminous Opening: Rectangular (W 0.5' x L: 0.5' x H: 0')  
IES Classification: Type III - Short  
BUG Rating: B1 - U0 - G1

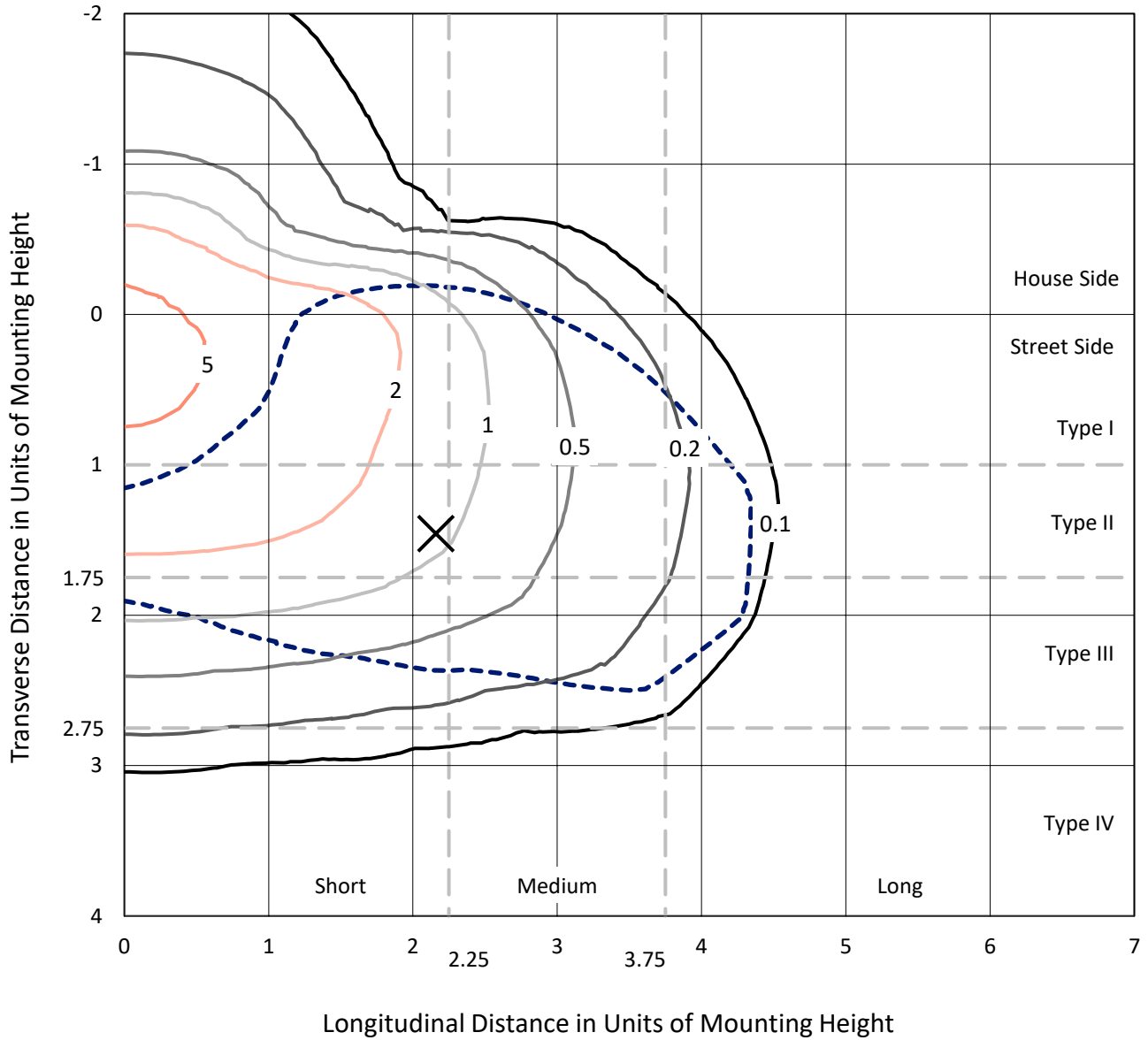
Input Watts (W): 34  
Input Voltage (V): NR  
Input Current (Ain): NR  
Voltage Rise (V): NR  
Power Factor: NR  
Total Harmonic Distortion (THDi): NR  
Frequency (hertz): 60  
Stabilization Time: NR  
Operation Time: NR  
Ambient Temperature (°C): NR  
Test Distance: 24 FT



REPORT NUMBER: P385615  
 CATALOG NUMBER: GWC-SA1A-830-U-T3

### Iso-Footcandle Lines of Horizontal Illumination

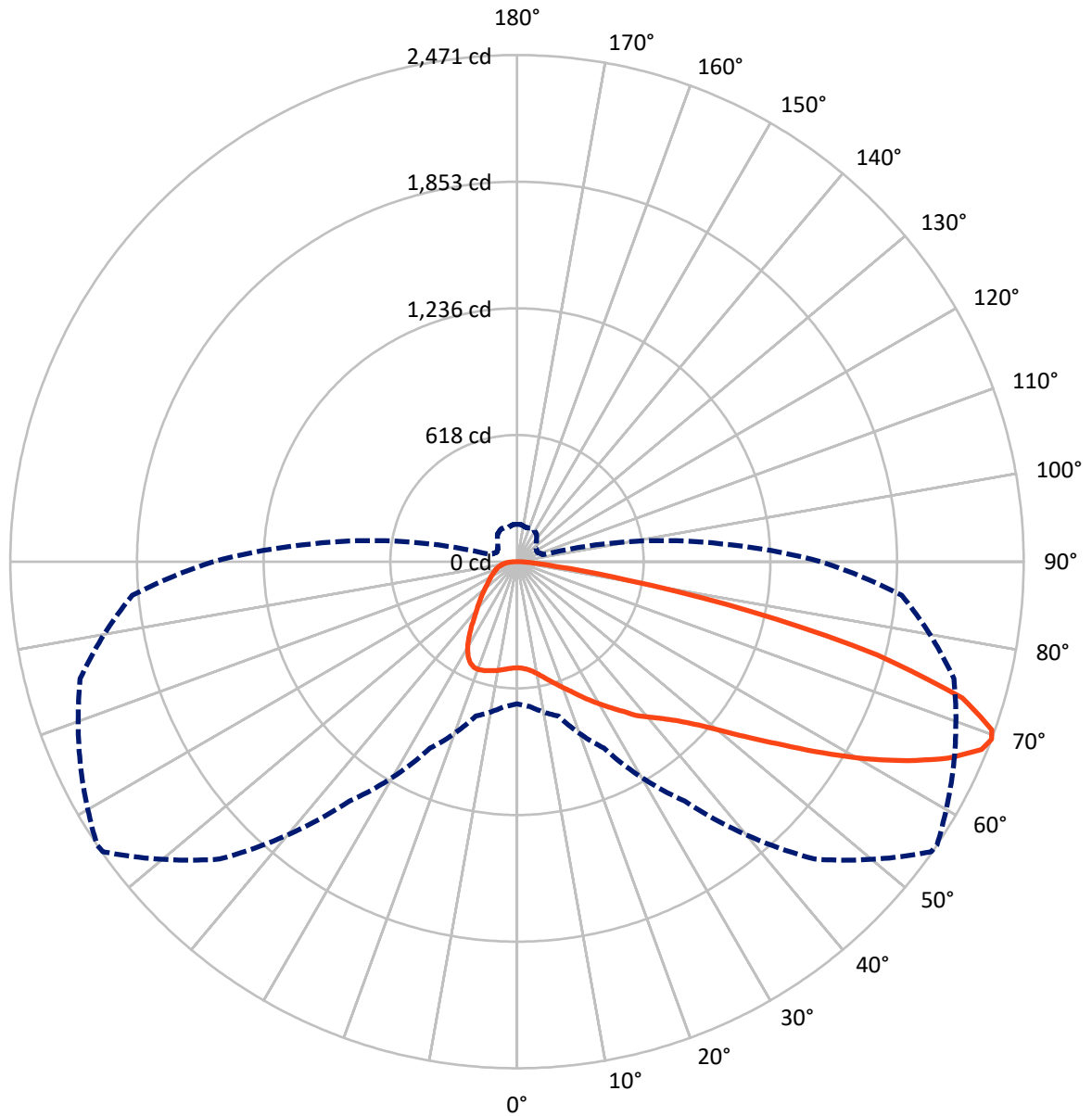
✕ Max cd  
 - - - 1/2 Max cd



Based on 10 foot mounting height. Maximum calculated value = 5.6 fc  
 Type III - Short - N/A

REPORT NUMBER: P385615  
CATALOG NUMBER: GWC-SA1A-830-U-T3

### Luminous Intensity Polar Plot



— Vertical Plane Through 56-Deg Lateral    - - - Horizontal Cone Through 69-Deg Vertical

REPORT NUMBER: P385615

CATALOG NUMBER: GWC-SA1A-830-U-T3

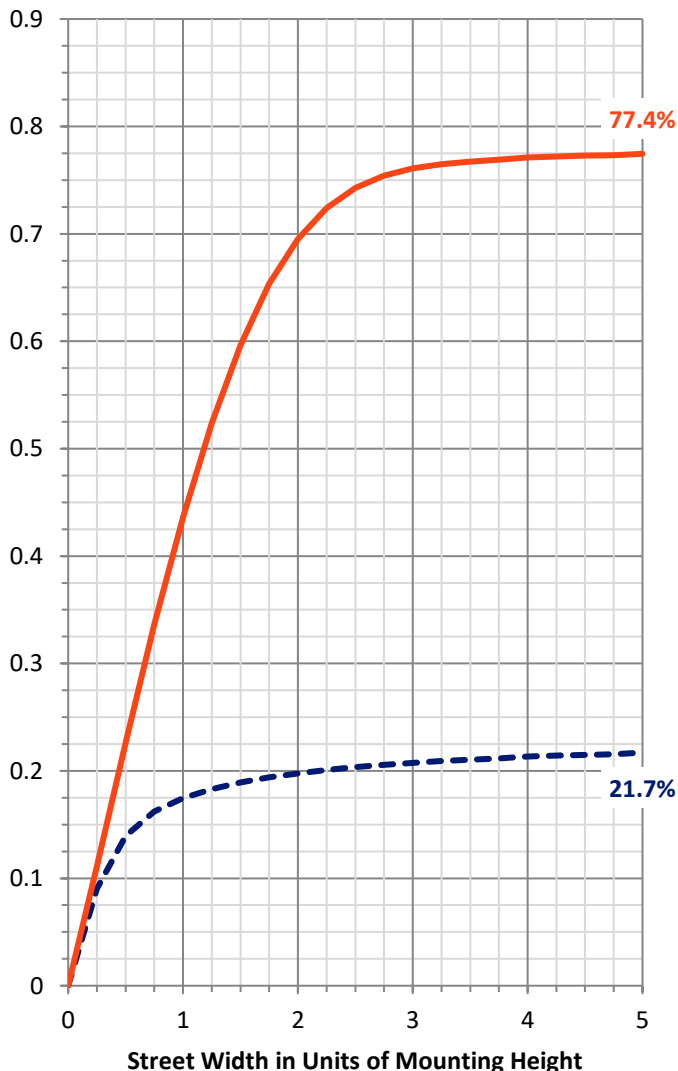
**FLUX DISTRIBUTION:**

		Downward	Upward	Total
<b>House Side</b>	Lumens	881.0	0.0	881.0
	% Fixture	22.3	0.0	22.3
<b>Street Side</b>	Lumens	3075.0	0.0	3075.0
	% Fixture	77.7	0.0	77.7
<b>Total</b>	Lumens	3956.0	0.0	3956.0
	% Fixture	100.0	0.0	100.0

**ZONAL LUMENS:**

Zone	Lumens	% Fixture
0°-10°	50.8	1.3
10°-20°	163.3	4.1
20°-30°	285.1	7.2
30°-40°	409.6	10.4
40°-50°	566.8	14.3
50°-60°	830.5	21.0
60°-70°	1012.5	25.6
70°-80°	559.8	14.2
80°-90°	77.5	2.0
90°-100°	0.0	0.0
100°-110°	0.0	0.0
110°-120°	0.0	0.0
120°-130°	0.0	0.0
130°-140°	0.0	0.0
140°-150°	0.0	0.0
150°-160°	0.0	0.0
160°-170°	0.0	0.0
170°-180°	0.0	0.0
0°-90°	3956.0	100.0
0°-180°	3956.0	100.0

**Coefficient of Utilization**



REPORT NUMBER: P385615

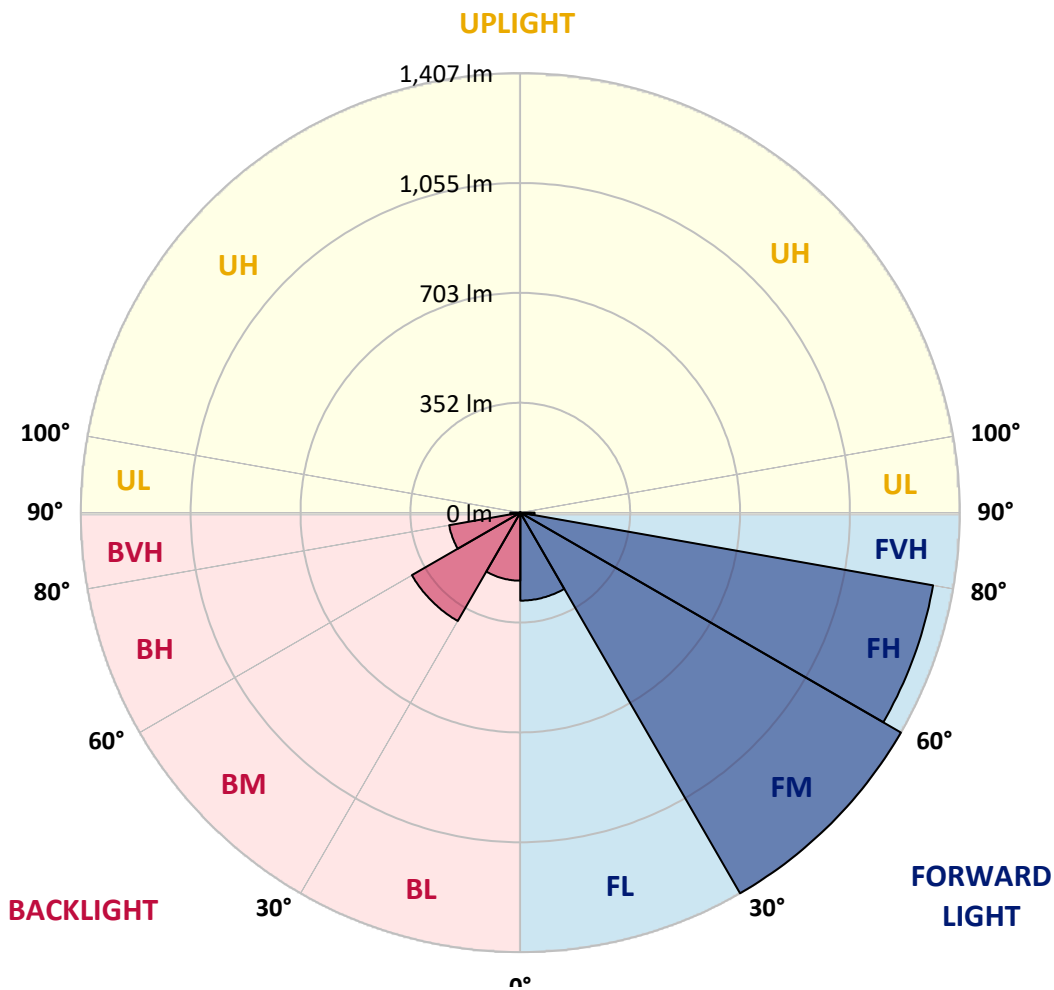
CATALOG NUMBER: GWC-SA1A-830-U-T3

**LUMINAIRE CLASSIFICATION SYSTEM LUMEN TABLE AND BUG RATING:**

Zone	Lumens	% Fixture	Zone Rating/Lumen Limit		
			B	U	G
FL (0°-30°)	281.5	7.1			
FM (30°-60°)	1406.5	35.6			
FH (60°-80°)	1341.3	33.9			G1/1800
FVH (80°-90°)	45.7	1.2			G1/100
BL (0°-30°)	217.7	5.5	B1/500		
BM (30°-60°)	400.4	10.1	B1/1000		
BH (60°-80°)	231.0	5.8	B1/500		G1/500
BVH (80°-90°)	31.9	0.8			G1/100
UL (90°-100°)	0.0	0.0		U0/0	
UH (100°-180°)	0.0	0.0		U0/0	

**BUG Rating: B1-U0-G1**

Type III Short





REPORT NUMBER: P385615

CATALOG NUMBER: GWC-SA1A-830-U-T3

**CANDELA DISTRIBUTION (FULL):**

	0°	5°	15°	25°	35°	45°	55°	56°	65°	75°	85°
0°	517.2	517.2	517.2	517.2	517.2	517.2	517.2	517.2	517.2	517.2	517.2
2.5°	520.5	521.0	520.6	521.7	520.5	521.3	520.6	520.6	520.2	519.0	517.6
5°	528.6	529.7	529.0	530.1	528.6	528.9	527.7	527.7	526.5	523.9	521.1
7.5°	541.4	542.7	542.1	543.2	541.2	541.2	539.5	539.4	536.9	532.7	529.6
10°	556.7	558.3	557.8	559.4	557.8	558.3	556.7	556.7	553.4	547.4	543.5
12.5°	578.9	581.0	579.5	579.3	578.7	579.7	578.4	578.1	575.1	566.9	561.5
15°	608.6	610.8	607.7	607.4	603.6	603.2	603.2	602.8	600.9	591.1	582.1
17.5°	642.8	643.5	640.8	636.4	631.5	628.4	628.0	629.1	629.1	617.6	603.3
20°	676.4	677.6	675.4	670.5	664.2	659.6	656.3	658.5	658.4	644.7	624.4
22.5°	712.9	715.7	712.5	706.2	698.9	693.7	687.9	689.9	690.0	673.2	645.2
25°	760.2	757.6	755.5	746.7	736.2	730.9	725.6	727.5	726.9	703.9	666.6
27.5°	802.0	802.6	799.8	790.4	778.3	766.6	766.3	767.5	765.5	735.8	686.7
30°	850.7	850.9	847.1	838.7	825.5	810.3	806.8	808.8	804.5	766.0	708.0
32.5°	899.0	900.4	896.2	886.0	875.3	856.9	849.9	851.2	840.3	797.0	729.9
35°	941.4	943.3	942.0	935.2	923.6	907.8	899.3	898.5	885.0	834.9	759.0
37.5°	984.6	986.4	984.9	979.2	974.5	957.8	953.3	953.3	929.8	873.6	795.9
40°	1029.1	1031.8	1030.0	1022.1	1018.2	1010.5	999.8	997.2	971.8	920.0	856.1
42.5°	1070.4	1073.9	1081.0	1076.3	1068.3	1069.4	1047.7	1046.4	1027.8	988.7	931.8
45°	1129.0	1134.1	1146.1	1142.6	1140.9	1135.0	1109.2	1108.0	1100.9	1081.1	1025.7
47.5°	1192.9	1200.0	1221.6	1222.3	1239.9	1228.6	1193.6	1189.3	1191.0	1191.8	1140.3
50°	1251.7	1259.5	1295.1	1311.8	1353.3	1355.7	1299.7	1295.9	1302.3	1321.1	1273.8
52.5°	1298.8	1308.6	1353.0	1404.8	1475.8	1496.0	1430.4	1427.5	1432.3	1464.8	1424.8
55°	1333.2	1343.9	1392.2	1486.6	1599.9	1635.5	1580.9	1578.1	1581.1	1622.4	1589.0
57.5°	1341.3	1343.9	1414.1	1541.6	1704.7	1790.2	1765.0	1759.5	1744.8	1780.8	1770.3
60°	1303.5	1313.9	1396.1	1561.0	1785.8	1942.7	1957.4	1950.6	1909.3	1938.7	1930.3
62.5°	1226.9	1245.5	1328.9	1531.5	1817.6	2067.3	2146.2	2138.0	2066.8	2085.9	2045.3
65°	1101.8	1109.7	1197.4	1430.0	1777.2	2147.0	2314.5	2310.4	2220.8	2191.0	2066.6
67.5°	878.1	892.9	967.3	1217.8	1612.2	2137.6	2444.6	2444.2	2321.4	2230.0	1991.2
69°	693.7	709.1	779.9	1003.2	1426.6	2051.6	2466.4	2471.2	2349.8	2206.3	1883.5
70°	553.0	570.9	619.5	844.9	1261.8	1938.2	2448.3	2456.9	2344.3	2167.1	1784.2
72.5°	235.4	249.8	284.4	435.6	769.0	1447.3	2238.6	2271.0	2218.0	1983.4	1474.6
75°	102.8	107.3	122.9	177.6	341.4	787.7	1753.7	1813.6	1896.5	1676.5	1098.4
77.5°	75.2	77.1	85.7	104.3	153.2	297.5	1127.7	1162.6	1367.7	1220.0	673.8
80°	58.2	59.6	66.2	76.6	100.0	120.3	514.3	544.3	769.0	626.6	280.6
82.5°	46.3	47.3	51.9	56.4	69.1	72.9	170.8	189.4	283.9	173.1	74.3
85°	43.1	44.2	45.8	41.2	44.3	42.8	73.9	77.3	85.7	68.0	31.1
87.5°	19.5	23.0	45.4	32.0	23.6	18.8	30.3	31.6	35.6	35.7	13.8
90°	0.0	0.0	0.0	0.0	0.0	0.0	0.0	0.0	0.0	0.0	0.0



REPORT NUMBER: P385615  
 CATALOG NUMBER: GWC-SA1A-830-U-T3

**CANDELA DISTRIBUTION (continued):**

	90°	95°	105°	115°	125°	135°	145°	155°	165°	175°	180°
0°	517.2	517.2	517.2	517.2	517.2	517.2	517.2	517.2	517.2	517.2	517.2
2.5°	518.4	518.0	518.7	517.1	519.1	519.0	518.3	518.6	519.9	519.8	519.9
5°	521.5	521.3	522.1	520.9	523.3	524.1	524.3	525.5	527.0	527.4	527.4
7.5°	529.5	529.5	529.9	528.2	529.9	529.7	529.0	530.3	531.8	531.9	531.8
10°	543.1	543.2	542.5	538.3	536.9	533.3	529.9	530.0	531.9	533.4	533.8
12.5°	560.3	559.7	556.7	548.9	543.2	535.7	532.2	532.0	534.0	535.2	535.6
15°	579.9	578.4	570.6	557.9	547.9	540.5	534.8	533.4	532.3	531.0	531.1
17.5°	598.4	595.0	582.1	564.5	553.8	544.0	533.0	524.1	518.0	514.5	513.4
20°	617.2	610.5	591.9	570.6	557.1	539.3	518.0	500.0	488.8	483.7	482.7
22.5°	634.4	623.6	601.0	577.0	554.5	523.2	489.8	463.6	448.1	441.1	441.7
25°	651.2	636.2	610.5	581.5	541.4	494.8	450.5	418.4	400.4	392.6	392.4
27.5°	665.9	648.8	620.9	577.8	517.1	454.5	404.1	372.7	357.7	351.1	350.0
30°	682.8	664.8	634.7	563.8	481.3	407.9	358.7	336.6	326.0	319.3	318.1
32.5°	703.3	686.4	646.0	538.3	435.7	359.2	323.3	307.9	298.2	290.7	289.3
35°	733.3	715.1	648.8	501.8	385.5	320.8	297.2	281.4	268.3	258.7	257.7
37.5°	770.9	750.9	642.3	454.5	336.9	295.9	275.6	256.1	239.0	225.4	223.2
40°	825.2	794.9	624.2	400.0	301.0	276.7	254.4	232.2	211.1	195.2	192.0
42.5°	890.3	846.6	596.4	345.7	274.7	257.2	233.4	205.9	185.8	174.4	172.8
45°	973.2	900.3	557.8	298.3	248.8	237.7	210.8	185.5	172.9	164.6	163.3
47.5°	1067.8	960.5	517.3	259.8	226.9	219.4	192.7	176.3	166.4	159.9	158.6
50°	1184.0	1028.5	474.4	228.1	204.8	197.5	184.1	171.3	163.4	158.4	157.1
52.5°	1315.1	1105.2	443.5	203.2	186.6	181.3	179.6	168.6	162.2	158.4	157.1
55°	1456.3	1183.3	410.1	182.2	170.8	172.3	176.6	168.9	164.5	159.9	158.1
57.5°	1597.6	1264.0	372.9	164.5	158.2	165.6	174.6	169.4	165.7	161.2	159.6
60°	1709.4	1315.1	315.2	149.6	148.3	158.2	169.7	165.3	160.5	160.7	160.4
62.5°	1761.6	1312.4	251.6	136.4	138.3	148.3	161.8	158.9	155.0	160.3	160.7
65°	1732.3	1247.0	195.8	124.4	127.7	137.9	153.6	155.8	157.1	167.4	168.7
67.5°	1609.3	1119.7	151.7	113.9	118.0	130.8	154.4	169.7	171.4	182.2	182.1
69°	1482.2	1000.3	131.8	108.5	113.2	132.6	165.0	178.5	171.9	183.3	181.7
70°	1375.6	905.9	121.2	104.8	111.1	135.7	172.1	178.4	169.8	179.6	176.9
72.5°	1059.5	651.7	102.8	98.0	103.7	129.9	174.2	174.4	165.0	166.9	162.3
75°	726.7	411.8	89.7	88.7	92.5	117.1	167.6	166.7	152.6	149.9	146.1
77.5°	400.7	209.2	76.2	79.9	82.5	103.7	152.4	151.0	139.4	133.7	132.3
80°	154.5	91.6	64.3	71.0	72.6	89.8	133.6	132.3	122.7	115.3	113.2
82.5°	58.3	48.0	53.1	61.5	60.9	74.1	113.1	112.4	103.0	92.3	89.0
85°	27.0	28.8	42.1	50.7	46.7	54.9	90.5	91.7	80.3	67.5	67.5
87.5°	11.4	16.1	29.8	38.3	31.5	37.1	66.4	63.4	58.2	40.3	37.9
90°	0.0	0.0	0.0	0.0	0.0	0.0	0.0	0.0	0.0	0.0	0.0



Signify Classified - Internal  
Cooper Lighting Solutions Photometric Lab  
1121 Highway 74 South  
Peachtree City, GA 30269

Scaled Data Report



Report Generated By 670245982

Signify Classified - Internal  
Cooper Lighting Solutions Photometric Lab  
1121 Highway 74 South  
Peachtree City, GA 30269

Scaled Data Report



Signify Classified - Internal  
Cooper Lighting Solutions Photometric Lab  
1121 Highway 74 South  
Peachtree City, GA 30269

Scaled Data Report



Signify Classified - Internal  
Cooper Lighting Solutions Photometric Lab  
1121 Highway 74 South  
Peachtree City, GA 30269

Scaled Data Report



Signify Classified - Internal  
Cooper Lighting Solutions Photometric Lab  
1121 Highway 74 South  
Peachtree City, GA 30269

Scaled Data Report



--- HS    — SS

Signify Classified - Internal  
Cooper Lighting Solutions Photometric Lab  
1121 Highway 74 South  
Peachtree City, GA 30269

Scaled Data Report



u

Signify Classified - Internal  
Cooper Lighting Solutions Photometric Lab  
1121 Highway 74 South  
Peachtree City, GA 30269

Scaled Data Report



Signify Classified - Internal  
Cooper Lighting Solutions Photometric Lab  
1121 Highway 74 South  
Peachtree City, GA 30269

Scaled Data Report



(END OF REPORT)